

Link do produktu: <https://sklep.akcesoria-cnc.pl/sterownik-silnika-bezszczotkowego-blcd-blcd-120a-6a-30v-p-35.html>



Sterownik silnika bezszczotkowego BLDC BLD-120A 6A 30V

Cena brutto	199,00 zł
Cena netto	161,79 zł
Dostępność	Dostępny
Czas wysyłki	24 godziny
Kod producenta	BLD-120A
Kod producenta	BLD-120A
Waga produktu z opakowaniem jednostkowym	0.5 kg

Opis produktu

Sterownik BLD-120A do silników bez-szczotkowych, BLDC

parametry:

- napięcie zasilania 12-24V (30Vmax.)
- prąd ciągły 6,2A
- maksymalny prąd fazowy 8A
- do silników BLDC o mocy max 120W
- obroty - do 20000rpm

umożliwia:

- ograniczenie prądu sterownika wbudowanym potencjometrem P-SV
- regulację prędkości wbudowanym potencjometrem RV
- regulowaną rampę przyspieszenia i hamowania
 - ACC/DEC
- regulację prędkości pot. zewnętrznym -SV
- zmianę kierunku obrotów -F/R
- wejście enable - EN
- wejście hamulca - BRK


zadawanie prędkości na 4 sposoby

- wewnętrznym potencjometrem RV
- zewnętrznym potencjometrem

- napięciem 0-5V
- sygnałem PWM

-zabezpieczenia

- nad prądowe
- nad napięciowe

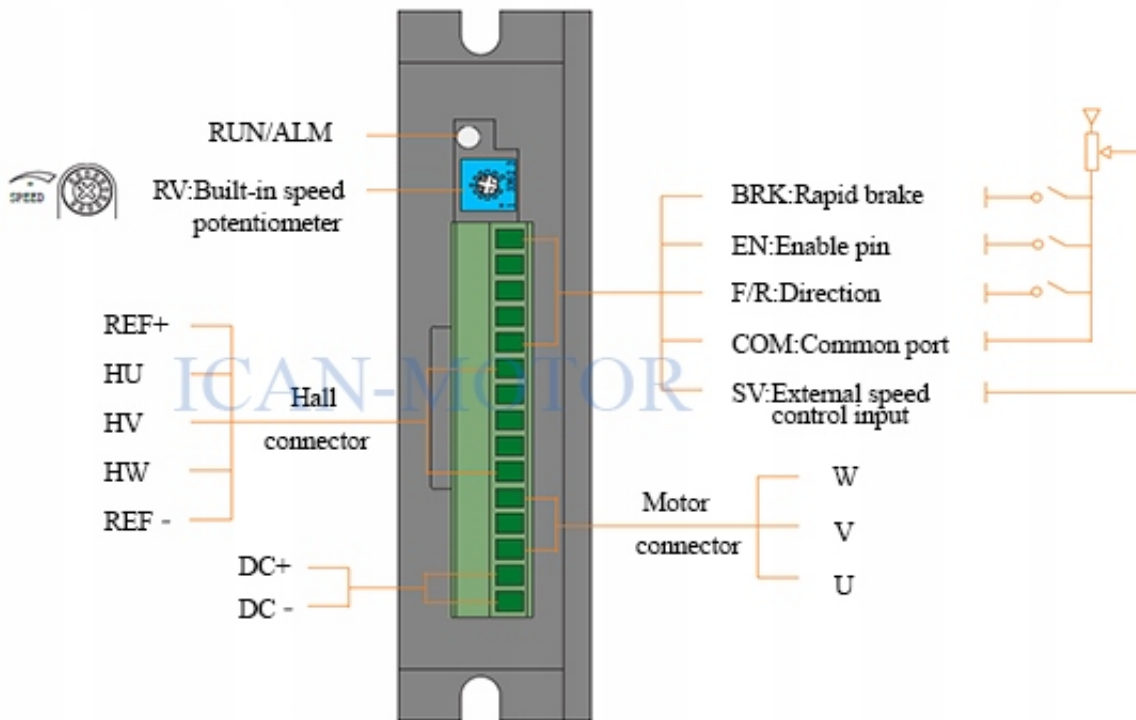


	Model	Peak current(A)	Rated current(A)	Voltage(V)	Matched motor	Dimension(m m)
Brushless dc motor drive	BLD70	6	3	VDC12-30	<70W	56.5*96*20
	BLD120	16	8	VDC12-30	<125W	60*96*24.5
	BLD300B	35	15	VDC18-50	<300W	80*143*33
	BLD750	45	25	VDC18-50	<750W	97*151*48
	BLDH350	4	2	VAC185-265	<350W	97*151*48
	BLDH750A	8	4.2	VAC185-265	<750W	65*170*97
	BLDH1500A	12	8	VAC185-265	<1500W	147*203*78

We provide OEM and ODM service according to the customers' requirement



Sterowanie i podłączenie silnika



- **Terminals:** Function
- **SV:** 1.External potentiometer; 2.input analog signal; 3.PWM pulse width.
- **COM:** Common port (0V reference level)
- **F/R:** Motor rotation direction control(CW/CCW). High level input the motor will rotates clockwise, low level input or when F/R and COM are short circuit, the motor rotate anticlockwise
- **EN:** High level input the motor stops, low level input or when EN and COM are short circuit, the motor runs
- **BRK:** The motor brake stops when a high level is added or port suspension; the motor runs when the low level is added or EN and BRK are connected
- **ALM:** The default output signal is 5V under normal circumstances; the level is 0V when malfunction occurs
- **SPEED:** Output pulse frequency signal(OC). The motor speed can be calculated through SPEED.

Function

Four Speed regulation modes

Built-in potentiometer RV

Rotate the RV knob clockwise ,

the motor starts to run and accelerate.

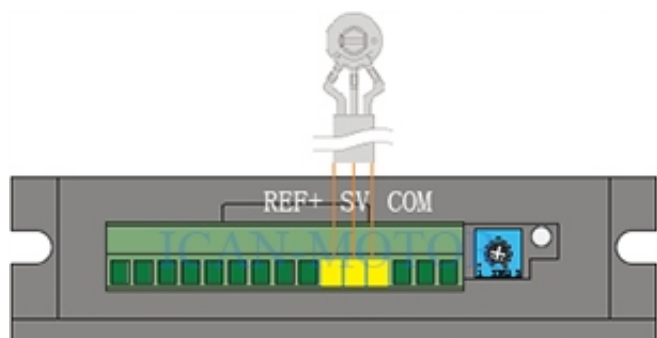
Motor speed will decrease if anticlockwise.

When it gets to a limited position, the motor stops.



External potentiometer

Use a suitable potentiometer with a resistance value of 10K Ω , connect middle terminal with SV terminal, and the other two terminals are respectively connected with VCC terminal and COM terminal.



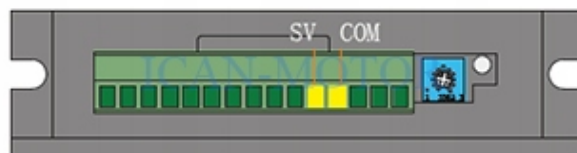
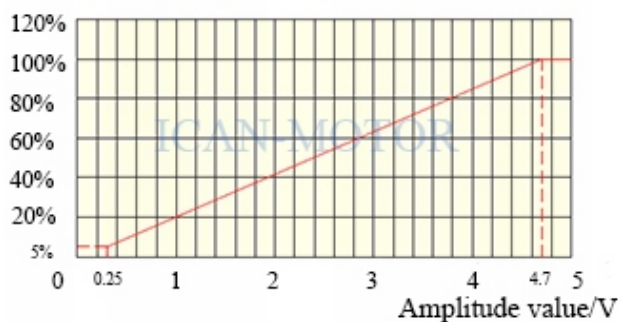
Input analog signal(0-5V)

Voltage and motor speed relational diagram(unloaded)


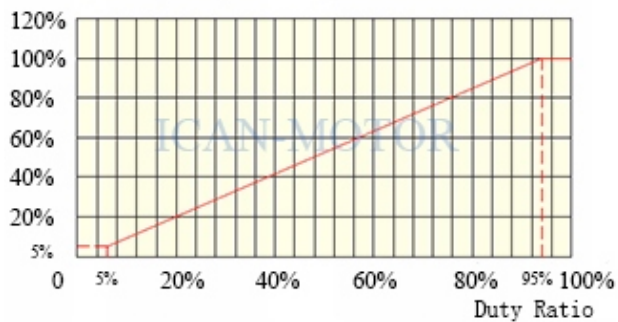
Pulse Width Modulation

Duty ratio and motor speed relational diagram (unloaded)

The highest speed percentage




The highest speed percentage



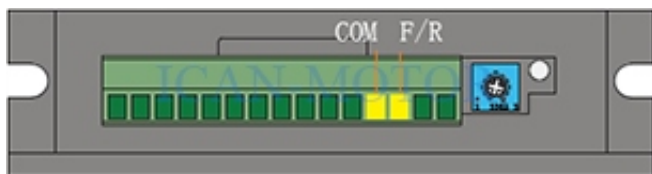
Quick brake

BRK and COM are connected in default,
the motor will be quick brake .When BRK
and COM are disconnected, the motor will rotate.



CW/CCW rotation

Connect F/R and COM, the motor will rotate clockwise, disconnect it, the motor will rotate anticlockwise.



Peaking current setting

Equipped with a motor protection function, the driver provides options to set desired current number in the P-sv knob to avoid over-current for motor. Please note that the random error is $\pm 10\%$. The setting should be matched with motor rated current.



Mechanical dimension

